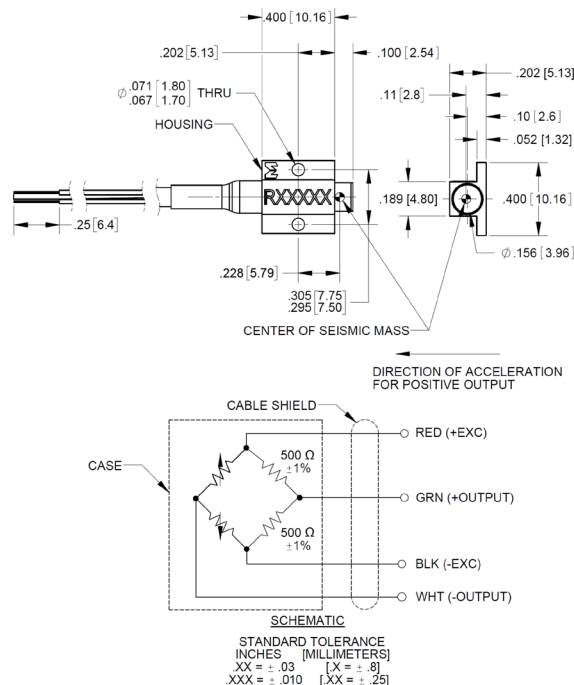



Endevco®

Damped piezoresistive accelerometer Model 7264H-2K



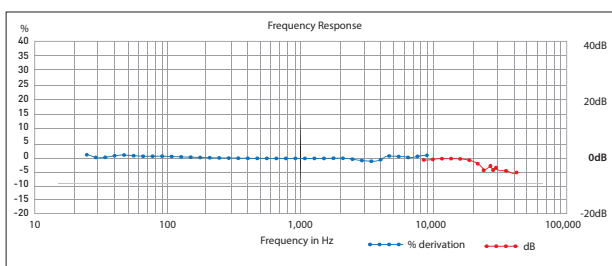
Key features

- DC response and wide bandwidth
- Multi-mode damping
- Mechanical stops
- Passenger safety testing
- SAE J211/J2570 compliant

Model 7264H is a very low mass accelerometer weighing only 1.4 grams. This accelerometer is designed for crash testing and similar applications that require damping, broad frequency response, and minimum zero shift following the event. It is equivalent in form and fit to the Endevco model 7264C-2K in that the location of the center of seismic mass is the same.

Model 7264H utilizes a unique and advanced micro-machined piezoresistive sensor, which includes multi-mode damping for exceptional bandwidth with no significant resonance response in the usable range. This monolithic sensor incorporates the latest MEMS technology for ruggedness, stability and reliability over previous designs. The accelerometer has a two active arm, full bridge circuit with fixed completion resistors to facilitate shunt calibration. Full scale output is 400mV nominal with 10 Vdc excitation. With a frequency response extending down to dc (steady state acceleration), this accelerometer is ideal for measuring long duration transient shocks.

7264H has a full scale range of 2000 g and gas damping. It is available with less than 1% transverse sensitivity and less than ± 25 mV Zero Measurand Output as the "TZ" option. 7264H comes standard with calibration data for 2V, 5V and 10V excitation.



Actual frequency response calibration of 7264H-2000

US patent 6,988,412 applies.

Recommended electronics for signal conditioning and power supply are the Endevco brand model 126 and 136 and model 436, a general purpose three channel DC conditioner and power supply.

Endevco®

Damped piezoresistive accelerometer

Model 7264H-2K

Specifications

All specifications are referenced at +75°F (+24°C) and 10 Vdc, unless otherwise noted. Sensitivity and zero measurand offset are provided at 2V, 5V and 10V excitation. Calibration data, traceable to National Institute of Standards and Technology (NIST), is supplied.

Dynamic characteristics	Units	-2K
Range	g	± 2000
Sensitivity (at 100Hz and 10g)		
Minimum/Nominal/Maximum	mV/V/g	.014/.02/.03
Frequency response (Referenced to 100 Hz)		
± 5% maximum	Hz	0 to 6000
Undamped natural frequency	kHz	25
Non-linearity	%	±1
Zero measurand output	mV	±100 maximum, ±25 optional
Transverse sensitivity	% max	3 (1 optional)
Damping ratio (2)	of critical	0.60
Thermal zero shift (nomial)		
10° to 30°C	%FSO/°C	0.05
50° to 86°F	%FSO/°F	0.03
Thermal sensitivity shift (max)		
10° to 30°C	%/°C	0.1
50° to 86°F	%/°F	0.06
Mounting strain sensitivity (per ISA 37.2@ 250 µ strain)	Equiv. g's	0.01

Electrical characteristics		
Excitation	Vdc	2.0, 5.0, 10.0
Resistance		
Input, minimum	ohms	700
Output, maximum	ohms	3000
Fixed resistors	ohms	500 ± 1.0%
Insulation resistance	Mohms	100 min @ 50 Vdc

Physical characteristics	
Case material	Hard anodized aluminum alloy, color red
Electrical connections	Integral 4 conductor, # 32 AWG Teflon insulated leads, braided shield with white Silicone jacket.
Mounting torque	2.6 in-lbf (0.29 N.m) recommended/3.0 in-lbf (0.34 N.m)
Weight	0.05 oz (1.4 gm); cable 0.1 oz/ft (9 gm/m), typical

Environmental	
Acceleration limits (any direction)	
Sinusoidal vibration	1000 g below 5 kHz
Shock (half-sine pulse duration)	10000 g, 200 µsec or longer
Temperature	
Operating	- 18°C to + 66°C (0°F to + 150°F)
Storage	- 54°C to + 121°C (- 65°F to + 250°F)

Endevco®

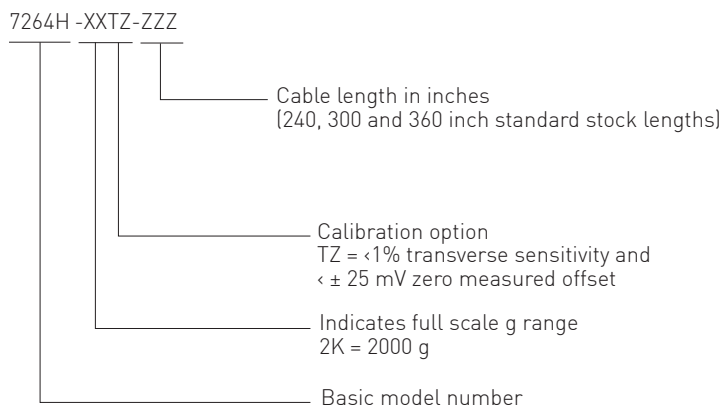
Damped piezoresistive accelerometer Model 7264H-2K

Accessories

Product	Description	7264H
EHM35	Allen wrench	Included
EHW196	Size-0 flat washers (x2)	Included
EH828	0-80 x 3/16 inch socket head cap screw (x2)	Included
7953A	Triaxial mounting block	Optional

Notes

1. Maintain high levels of precision and accuracy using Endevco's factory calibration services. Call Endevco's inside sales force at 800-982-6732 for recommended intervals, pricing and turn-around time for these services as well as for quotations on our standard products.
2. Damping ratio is intended to provide the user an indication of effective damping ratio. Actual results of Endevco multi-mode damping provide far superior damping response which are evident in the provided frequency sweep to 40kHz.
3. Model number definition:



Contact

ENDEVCO

www.endevco.com

Tel: +1 (866) ENDEVCO

[+1 (866) 363-3826]